



Sewer Rate Increase 2024

User Explanation Guide



City of Greenwood
 30 Bell Road • Greenwood, AR • 72936
 PH: 479-996-2742
 Office Hours: M-F 8:00 am. – 5:00 p.m.
 Website: www.greenwoodar.org

Upcoming Sewer Projects



Sewer System Overview

- ~3,300 Customers Served
- 10 Lift Stations
- 1 Wastewater Treatment Plant
- 357 Million Gallons Treated Per Year

Quick Facts

- **When was the last sewer rate increase implemented?** Sewer rates have not been raised since April 2012.
- **When will the new sewer rates take effect?** Phase 1 will be implemented in the first quarter of 2024 and Phase 2 will be implemented in the first quarter of 2025.
- **What is the estimated rate increase?** Inside City Residential Users with an average monthly usage of 4,000 gallons will see their monthly sewer bill increase by ~\$22 per month in 2024, and by ~\$8 per month in 2025.
- **Why are my rates increasing?**
 - **New Legislation:** Arkansas Act 605 of 2021 tasked sewer providers with additional financial responsibilities for managing their systems.
 - **Aging Infrastructure and Rising Costs:** Old sewer collection pipes within the Greenwood Sewer System can cause sewer backups

and overflows, which threaten the health and safety of residents and rate payers. Chemical costs and maintenance costs have risen dramatically since the COVID-19 pandemic.

- **Tightening Regulatory Requirements:** Regulations from the Arkansas Division of Environmental Quality (DEQ) require higher-quality wastewater treatment and tighten restrictions on contaminants allowed into the environment. These regulations are necessary to ensure the safety of the environment, but also require treatment equipment upgrades to meet these regulations.
- **How will the additional revenue be used?** Additional funds will be used for collections system and lift station upgrades required by Arkansas DEQ and Treatment Plant Improvements to meet Arkansas DEQ permit requirements.
- **How do Greenwood's sewer rates compare to surrounding communities?** Sewer rates in Greenwood are comparable to Arkansas communities with similar population and sewage collection and treatment systems.

Rate Increase Summary

Customer Class	Proposed Fixed Charge: Year 1 (Includes 1,000 Gal.)	Proposed Fixed Charge: Year 2 (Includes 1,000 Gal.)	Proposed Volume Charge (\$/1,000 Gal.)	Example 4,000-Gallon Sewer Bill: Year 2
Inside City	\$15.90	\$23.50	\$8.30	\$48.40
Outside City	\$19.90	\$29.40	\$10.40	\$60.60




Water Rate Increase 2024

User Explanation Guide







City of Greenwood
 30 Bell Road • Greenwood, AR • 72936
 PH: 479-996-2742
 Office Hours: M-F 8:00 am. – 5:00 p.m.
 Website: www.greenwoodar.org

Upcoming Water Projects



Water System Overview

- 9 Water Storage Tanks 
- ~3,800 Customers Served 
- 8 Pump Stations 
- 287 Million Gallons Distributed Per Year 

Quick Facts

- When was the last water rate increase implemented?
 Water rates have not be raised since April 2012.
- When will the new water rates take effect? Phase 1 will be implemented in the first quarter of 2024, and phase 2 will be implemented in the first quarter of 2025.
- What is the estimated rate increase? Inside City Residential Users with an average monthly usage of 4,000 gallons will see their monthly water bill increase by \$7 per month in 2024 and by \$8 per month in 2025.
- Why are my rates increasing?
 - Legislation: Arkansas Act 605 of 2021 tasked water providers with additional financial responsibilities for managing their systems.
 - Aging Infrastructure: Limited water supply, aging water treatment

plant infrastructure put Greenwood's water system at risk, and the need for ongoing maintenance of existing tanks and facilities.

- Rising Costs: Challenges from the COVID-19 pandemic, James Fork water rate increases (82% increase over 2 years), rising inflation, increasing costs of maintenance, and escalating energy prices directly impact Greenwood's ability to provide high quality drinking water.
- How will the additional revenue be used? Additional funds will be used for desperately needed infrastructure upgrades to ensure a consistent and safe water supply in emergency situations and for operating reserves as required by new Arkansas Laws.
- How do Greenwood's water rates compare to surrounding communities? Water rates in Greenwood are comparable to Arkansas communities with similar population and water systems.

Rate Increase Summary

Customer Class	Proposed Fixed Charge: Year 1 (Includes 1,000 Gal.)	Proposed Fixed Charge: Year 2 (Includes 1,000 Gal.)	Proposed Volume Charge (\$/1,000 Gal.)	Example 4,000-Gallon Water Bill: Year 2
Inside City	\$16.50	\$24.90	\$8.00	\$48.90
Outside City	\$20.60	\$31.10	\$10.00	\$61.10